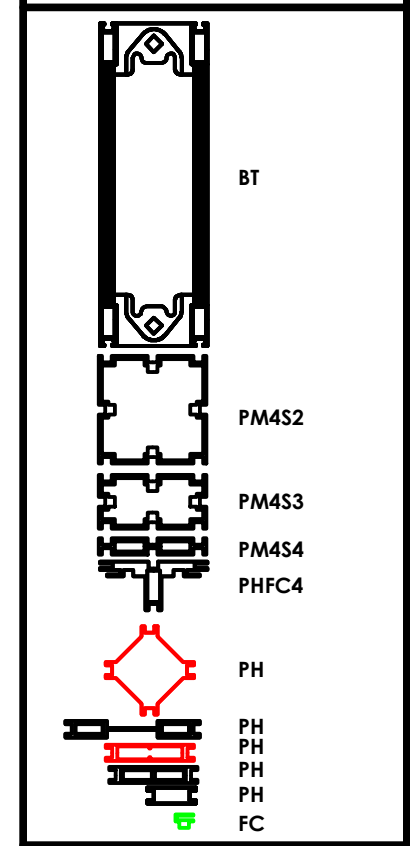


1. Redesign of this exhibit without approval by Nimlok may result in dangerous and unsafe structures. Nimlok disclaims any responsibility for redesigned exhibits it does not approve in writing.

2. Parts and components such as panels and extrusions are manufactured to metric sizing. Where ever possible sizes have been noted in feet and inches as well as in metric. Below is the imperial to metric sizing table as reference. "Nominal" refers to approximate size.

2400mm = (94 1/2")	Phone Line / Fax
2100mm = (82 5/8")	Internet connection
1800mm = (70 7/8")	Outlet
1500mm = (59")	Main Drop (point of distribution)
1200mm = (47 1/4")	Wire running under carpet
900mm = (35 1/2")	
600mm = (23 5/8")	
300mm = (11 7/8")	



Client:
AMPM RELIABLE

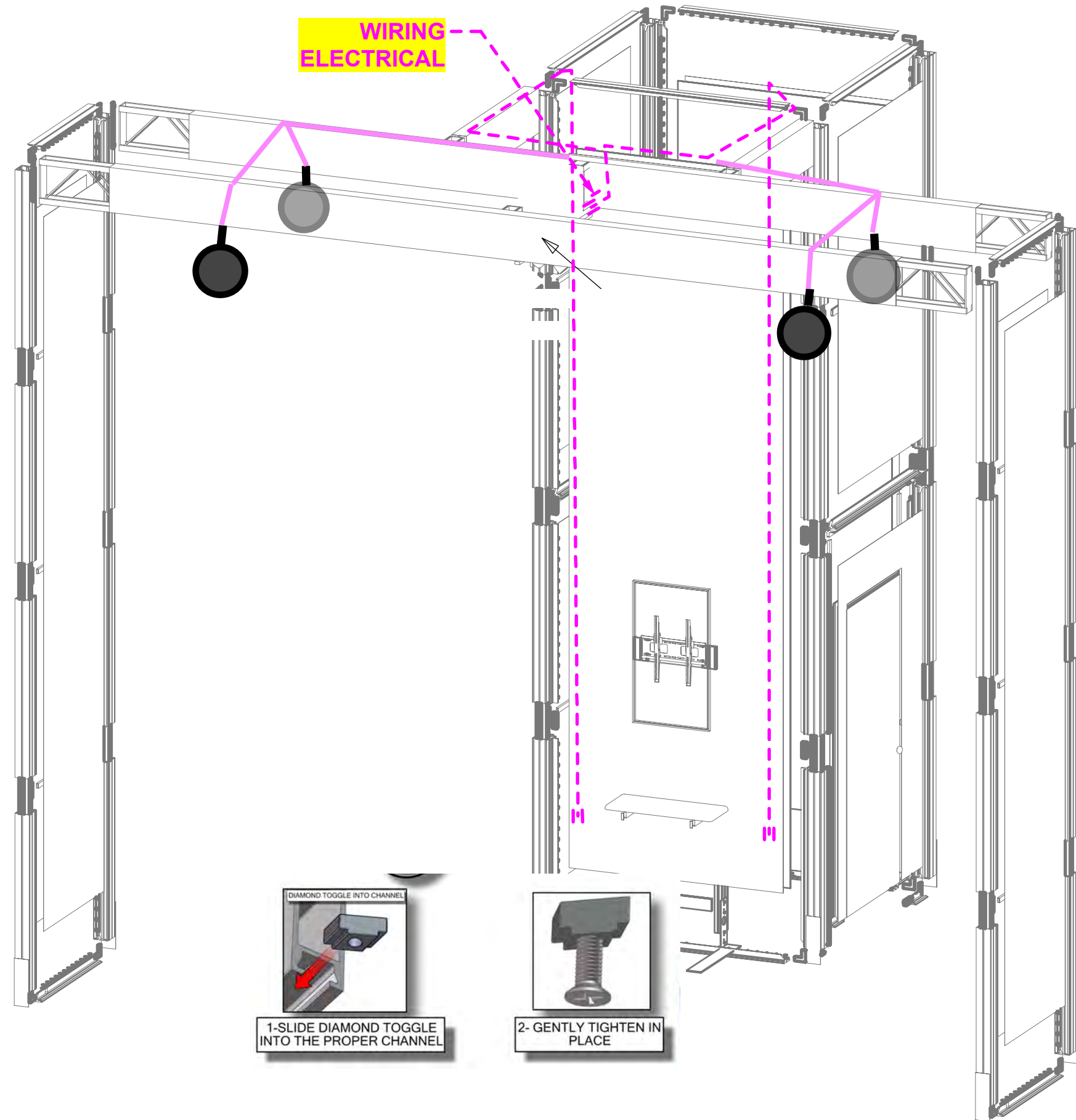

Distributor Contact: NIMLOK MICHIGAN
 EMERGENCY #: (616) 233-9401
 Project Manager: KEVON O'DWYER
 Detailer: EDGAR SANCHEZ
 Order #: 1522046
 Title: SET-UP INSTRUCTIONS

DQS Inc.
 ORBUS, LLC
 ISO 9001: 2015
 ISO 14001: 2015
 10009274 & 10011571

Caution sharp edges on metal parts

WIRING ELECTRICAL

Spotlight (x4)



1-SLIDE DIAMOND TOGGLE INTO THE PROPER CHANNEL



2- GENTLY TIGHTEN IN PLACE